

The Loop



Lancaster, California

January 2015

Antelope Valley Treasure Hunter's Society

Volume 35 Issue 01

Meeting held 1st Monday of every month at 7:00 PM (unless otherwise noted in newsletter).

Prez Sayz, Don Duncan said he's not much of a writer, but will let me know when he has something to say. Meanwhile, I'll keep you updated with the activities.

From the Editor:

Well, here we are moving into 2015! I'm sorry, but my head is spinning and I'm having a little trouble wrapping my mind around that! We did, however, finish off the year with a bang! It looked like everyone had fun at the Christmas Party again. There were many presents to be distributed. *Larry Boettcher* It was funny, though, because this year instead of Vickie calling the numbers and Randal Barron running the gifts, Randall called the numbers and VICKIE ran the gifts!



The winners of the \$50 cash prizes were:

Outings: Robert Weaver

Attendance: Ron Ayers

Find of the Month: Ron Renter

(Gee, I guess if your name didn't start with R you were out of luck!)

Linda Reitz won Free Membership for 2015.

As we move into the new year, our new officers are:

President: Don Duncan

Vice Pres: Lovetta Burns (2nd term)

Treasurer: Linda Bravo (3rd? Term)

Secretary: Lorelei Paland

Members at Large to complete the Board are: Rick Wyatt, Linda Reitz, Mike Snowden, Robert Weaver, Jim (Ebon) Gilmore, Vickie Wyatt and Jerry Paland.

FYI, just a reminder, all members are welcome to stay for the board meeting and give their suggestions and opinions. Only Board members can vote, but we welcome your input!

Some changes were voted on for the coming year:

1. The monthly Raffle will change in that instead of all tickets going into the drum, we will have 10 cans set up—one in front of each prize. When you separate your tickets, the ones to be drawn will go into the can by the prize(s) you most desire. This way you won't be winning something you don't want/need and if you only like one thing you can put all your "eggs in one basket" to increase your chances of winning that prize! This will also help me, as the new Raffle Chairman (along with Harry Surtees and Larry Blair) to know what kind of prizes are preferred.
2. For the Find of the Month, Don Duncan will be printing up tally forms for Scott with the numbers of the boards listed. As each board is given out, Scott (or the board receiver) will put their name on the corresponding line so that he will know what number goes to which member. In addition, once the votes are tallied and the winners named, Scott will turn in the tally sheets and voting slips to me so that I'll have all the names and information for the newsletter.
3. Starting in January, we will be holding special raffles for higher end prizes. The first prize will be a Gold Miner's Wheel, valued at \$350. Tickets will be sold for \$5 each and we

will do the raffle as soon as 100 tickets have been sold. The money from that raffle will roll over into another special raffle prize TBD. We hope to be offering various MD and prospecting prizes such as sluice boxes, metal detectors, etc. I hope you all enjoy this! Since we limit our monthly raffle budget to about \$100/month we can only give out lesser valued prizes and most of the time MD and prospecting items don't fit into that price range. I'm going to try to have at least one item of greater value (but not too great) and then other lesser priced items to keep within the budget.

Our new outings list is on the right side of this page. We eliminated Castaic Lake for this year since it's been fenced off. Whenever it gets opened (and resalted with fresh GOLD and SILVER) we'll add it back to the list—hopefully by 2016??? We, of course, still have the standards—Santa Monica Pier, Zuma Beach, the very popular Map Hunt, Silverwood Lake, the October Chili Cookoff at Rocky Road, AVT and the Christmas Party. A couple of new sites have been put in. El Cariso Park and Marie Kerr Park. We are listing East Fork because even though it's designated to be a National Monument, which will *Steve & Marie Molstad* make it off limits for mining, it will take a couple of years for that process to be completed. As a back up for that outing, we have Santa Monica Pier.

At the January meeting we will be looking for volunteers to sign up to bring refreshments to the monthly meetings. Please be sure to think about participating. If you bring your receipts, you can be reimbursed for up to \$25 for the snacks you bring. Of course, if you just want to donate the snacks, the club won't refuse! See Linda Bravo if you wish to be reimbursed. We also voted to bring in a cake at the clubs expense each year for the oldest member in the month on their birthday.

2014 was a fun year for AVTHS and we look forward to another fun year in 2015!

Thank you, Mike Temple and Linda Reitz for your service as President and Secretary. You did a great job!

I'd like to make a retraction from my previous comments in the December newsletter. I mistakenly stated that ALL officers received free membership for the year that they served. I was corrected. The only people who get free membership are President, Claims Chairman and Newsletter Editor. Sorry for misleading you!

Happy New Year!

Connie Smith,
Editor



Month	Meeting Date	Outing Date	Location	Notes
January	1/5/2015	1/10/2015	Santa Monica Pier	BYOF
February	2/2/2015	2/7/2015	Zuma Beach	Club food/potluck (Hunt)
March	3/2/2015	3/7/2015	El Cariso Park—Sylmar	Club food/potluck
April	4/6/2015	4/11/2015	Lovetta's Hunt (a Bingo hunt over several parks)	BYOF
May	5/4/2015	5/9/2015	Map Hunt—Lancaster City Park	Club food (breakfast) (Hunt)
June	6/1/2015	6/6/2015	East Fork—San Gabriel River	BYOF
July	7/6/2015	7/11/2015	Lake Isabella and/or Lake Isabella ski area	BYOF
August	8/3/2015	8/8/2015	Silverwood Lake	Club food/potluck
September	9/7/2015	9/12/2015	Marie Kerr Park	Club food/potluck
October	10/5/2015	10/9-11/2015	Chili Cookoff—Rocky Road	Chili/potluck (Hunt 1 free, 1 paid)
November	11/2/2015	11/7/2015	AVT claim off 395	BYOF
December	12/7/2015	12/12/2015	Christmas Party	Medrano's Mexican Restaurant

Metal Detecting Tips and Tricks (from GoldFeverProspecting.com)

Tip #1

Always use headphones when metal detecting. Small variations in tone will go unnoticed when drowned out by background noise.

Tip #2

Anytime headphones are used, and your hunting anywhere there is the POSSIBILITY of poisonous snakes, wear sturdy leather boots and snake chaps. Nothing will ruin a great day of metal detecting worse, than ending it with a nasty rattlesnake bite.

Tip #3

Use a small, strong garden pick for digging down to targets, and attach a strong magnet to the digging blade. This will grab onto ferrous (iron) targets and expose them quickly, so a minimum amount of time is wasted.

Tip #4

To search an area known for having a lot of nails and other ferrous trash, rake the area first, pulling out most (or all) of the nails. Make a magnetic rake out of a 4-prong garden rake and cow magnets (available at any feed store). Attach the magnets with small hose clamps.

Tip #5

Carry digging tools, nugget bottles, magnifying glass, and other accessories on a tool belt. Use a carpenter's single nail pouch on a 2" web belt. This can have additional hooks and loops attached to "customize" it for your own personal tastes.

Tip #6

Wear hard-cap knee pads. There is a lot of bending and kneeling involved in metal detecting. Hard-cap knee pads are well worth the few bucks you pay for them.

Tip #7

Don't coil the cable from the control box down to the search coil. Instead, tape the cable in a single line up the shaft to a point above the collapsible joint. Start the coil from there. As you swing the coil from side to side, a loose cable coiled around the shaft, and near the search coil, can give false signals.

Tip #8

Always use a protective cap on the search coil. Protective caps are cheap, search coils are not.

Tip #9

Carry water, or have water available in your vehicle, if your vehicle is close. You may not be physically exerting yourself too hard, but in the heat of the day, you will sweat out lots of water.

Tip #10

Unless you know the area you will be working in very, very well, take along a map and compass. Make sure you know how to use them. (See also Land Navigation at rockerbox.com)

Tip #11

Once you get familiar with your machine lower the discrimination and you will find deeper and smaller targets. Remember to go slowly. Thanks from the land of the Bluenose. Thanks to Lisa Warner for this tip.

Tip #12

Many years ago, I obtained a Garrett Groundhog, with disc settings... Naturally, I first opted to cancel out ANYTHING save for those valuable coins that I felt sure would now be LEAPING from the ground before me! Well, my six yr old son was following me with a \$29 bargain detector I'd bought just for him, and to my amazement, was pulling pennies, dimes, and nickels from the 'barren' areas I'd just passed. Also, I found that high disc settings caused me to 'skim over' many otherwise nice finds, such as brass shot shell casings, some jewelry, and misc. hardware items that I also desired to find.. IN SHORT, please let me state, it is now my preference to dig twenty five 'junk holes' and find but one keeper, than to skip over not only junk, but perhaps that one special find of the day..... Thanks to Larry Lawhon for this tip.

Tip #13

Hi! Here's a suggestion for increasing the clad to copper ratio. Lets start by suggesting modern vlf/tr circuits are great for detecting the presence of round (disk-like) metallic objects (coins - rings). Unfortunately pennies fall nicely into this category. They really are nasty targets due largely to their "sweet" broad spectrum registry and of course their prevalence - most coin shooters would appreciate a detector with greater resolution/discrimination regarding copper content. This unfortunately is outside the abilities of the most expensive of standard coil type vlf machines. The inability to positively indicate the presence of nuisance pennies. My suggestion; using a standard coil type machine - mark all coin hits with golf balls - having done this to however many hits (20-30?) drop the detector and approach each designated location with a powerful hard-drive type magnet. Attempt to induce residual magnetism in the yet indeterminate target. This can be approached by employing a pinpointing type detector to guide one in the application of the powerful magnetic fields. Now removing the magnet from the area will allow for the ready detection of residual magnetism as registered on a gauss meter/magnetometer. Here in Canada our \$1.00 and \$2.00 coins respond quite nicely to this whole process which I have chosen to refer to as "enhancement". The gauss meter is readily available as the "Gauss Master" \$50.00 CDN @ Efston Science. Trust this as interesting reading. :^)

Tip #14

When digging a target use a dog Frisbee to put the dirt on. When done pour it back into the hole.

Tom Buescher

Tip #15

When you dig a coin and its dirty I put the coin in a m& m mini candy container and put 2 cotton gun patches on the top of it. Next coin do the same, then the coins won't get scratched.

Tip #16

A little tip that might help save some time from digging that piece of pipe or cable, wire. Ya get the idea. I sometimes hunt areas where houses have been torn down. When I come across a target that I think might be worth bending over for, I'll swing my coil in a cross pattern, get a pin point, then swing the coil in a circle around the target far enough out so that you don't pick up the pin pointed target. If I get a tone on each side chances are it's long. This works well in areas where you know there to be trash such as pipe , wire, ect. Of course you might try digging a few times till you get the hang of it. BoilerMan, Houston, TX

"Reprinted with permission of [The Rocker Box](#)"

One of my own personal tips—when buying a screwdriver to use as a probe, don't buy one that is made of "hardened steel" or any other metal designed not to wear down. Get something cheap, and in a relatively short time (depending on how much probing you do) that cheaper (softer metal) screwdriver will wear down to nice smooth edges that won't damage your target! After time (if you don't lose it, as I often do) you may not even be able to recognize it at a screwdriver! I've purchased special probe with a little ball fused to the end, but they tend to be somewhat flimsy and bend easily when using them.

Another personal tip—don't skimp on your digger! I've gone through various "garden variety" diggers with little success. They either bend/break under the stress of digging targets or they are just hard to get into the ground! I finally purchased a Lesche and have never regretted it! When I got a \$100 accessories coupon from White's for an article I submitted to them and they printed, Whites had them on sale so I selected another Lesche as one of my items so that I'll always have a spare. Not that the first one would break, but that I'm covered if my original got lost (I am sometimes prone to leaving things behind!)
Connie Smith—Editor

RICK & VICKIE WYATT (661) 943-1124

**ANTELOPE VALLEY
TREASURE HUNTING SUPPLIES**

Factory Authorized Dealer
Metal Detectors and
Prospecting Equipment



White's Electronics
"See what's in the ground before you dig!"



DIG-IT METAL DETECTORS

Because Fortunes Await, U Dig.....

www.dig-itmetaldetectors.com

Gregg Bergman

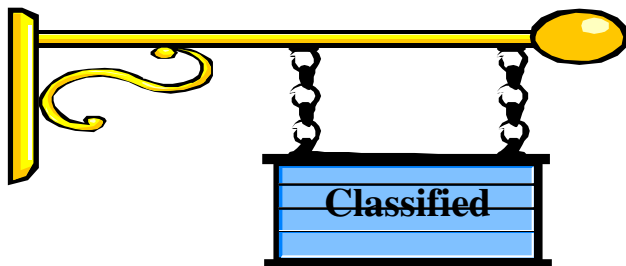
OWNER

sales@dig-itmetaldetectors.com

(760) 677-1201

8201 PEACH AVE
CALIFORNIA CITY, CA. 93505

The Outpost (661) 944-1200
More Than Just a Gift Shop (661) 944-1548
Rugs & Blankets - Amer. Indian Arts & Crafts
Fine Art Gallery - Coins, Gold & Collectibles
Gold Panning Ins. & Classes - Rocks & Gems
34141 116th St E Pearblossom, CA
SCOTT SANDAHL
Proprietor




Mens XL Wetsuit for sale:
Brand new with tags still on
3/2 mm, full body, black and blue
Asking \$50 obo
Call or text John 661-317-2124

Wanted: Bigfoot Coil for Whites DFX Call
Ben Molstad at **562-209-2344**

WANTED: White's Surf PI Pro with **yellow**
label and ridges on coil Please contact
Steve Molstad at **818-891-9778**

Any Member who is interested in receiving *The Loop* via E-mail can send their request to me at avthnews@gmail.com and I would be happy to send it as a .pdf file. It is generally about 2mb for the issue. If any member has something of interest for the general membership, send it my way and I will include it. The Deadline is the 15th of the month for inclusion in the following month's edition.

Club Apparel is available
Support your Club by purchasing one of our

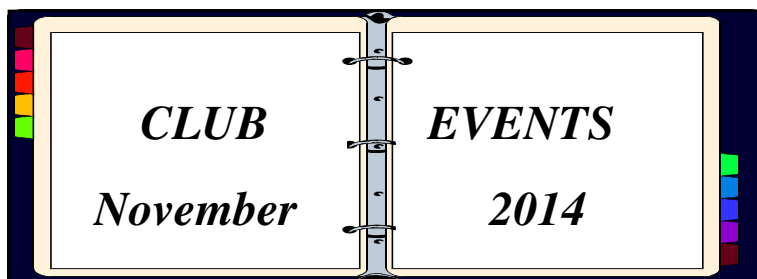


FREE RAFFLE TICKET

If you find your name in the newsletter and it looks like this: *Your Name* You get a free raffle ticket at the next general meeting. Bring it to the attention of the ticket seller. If two names appear (i.e. husband/wife) ONE ticket is given out.

Refreshments volunteers for 2015

Jan Robert Weaver
Feb Linda Reitz
Mar
Apr
May Mike Snowden
Jun
Jul
Aug Linda Bravo
Sep
Oct
Nov



Jan 5, 2015 General Meeting - 7:00 pm
Leisure Lake Mobil Estates
48303 20th St. West
Lancaster, CA 93534

Jan 5, 2015 Board Meeting following immediately
after the General Meeting


1st Qtr. 2015 Scavenger Hunt

Scavenger Hunt items for
January 6, 2015 to April 1, 2015***

1. Any National Park quarter
2. Chucky Cheese token
3. Old pull tab (with ring attached)
4. Spark plug
5. Large paper clip
6. Nail file
7. 3" long screw
8. Sunglasses
9. Any ring
10. Metal tent stake
11. AA battery
12. Metal spoon
13. Washer
14. Metal toy
15. Any pencil

Finds must be brought to the April 1, 2015 General Meeting or earlier if all found. Display owner must be present to win. First member that finds all 15 items will win a Silver Half Dollar *If there is a tie, the winner will be decided by the cut of a deck of cards and runner-up will receive a Silver Quarter. If all items are not found, the member finding the most will win a Silver Quarter. If there is a tie, a cut of a deck will decide the winner. Members finding at least 10 items will get a Silver Dime. *** Only Items found between Jan. 5, 2015 meeting and the April 1, 2015 meeting, qualify to be displayed. All items must be found ***in the act of*** treasure hunting or while prospecting. Items found with the naked eye qualify. ***No purchased items or planted hunt finds allowed.***

CLUB OUTINGS



Jan. 10, 2015—9:00 a.m.

Santa Monica Pier—at far edge of parking lot (see map) This is a BYOF (bring your own food) outing. You can meet up with buddies to eat together, eat on the pier, etc. This will be “informal” with no set eating schedule. Be sure to bring a chair, sun block, your MD (water detector, if you plan to detect in the wet) and other tools. And dress according to the weather! Make sure you have fresh or freshly charged batteries!

DIRECTIONS: Take 405 toward Santa Monica and exit onto I-10 West. Follow to the 4th/5th Street exit. Turn right onto 4th Street then left onto Colorado Ave. Turn left onto Ocean Ave. then right onto Seaside Terrace (do NOT turn on Moomat Ahiko Way!) Next, turn right onto Apian Way and follow it under the pier to the main beach level parking lot. Parking is between \$6 to \$15 (depending on the season) per vehicle so carpooling will save both gas and parking fees! If there is some major event going on down at the beach and parking is full, there is parking in the Mall on Colorado Ave. They charge by the hour, but if you check out after 5:00 p.m. (I think) it's cheaper. See you at the BEACH!

Treasure Hunters Code of Ethics

I will always check federal, state, county and local laws before searching; it is my responsibility to know the law.

I will respect private property and will not enter private property without the owner's permission. Where possible, such permission will be in writing.

I will take care to refill any holes and try not to leave any damage.

I will remove and dispose of any and all trash and litter that I find.

I will appreciate and protect our inheritance of natural resources, wildlife, and private property.

I will, as an ambassador for the hobby, use thoughtfulness, consideration and courtesy at all times.

I will work to help bring unity to our hobby by working with any organization of any geographic area that may have problems that will limit their ability to peacefully pursue the hobby.

I will build fires in designated or safe places only.

I will report to the proper authorities any individuals who enter and/or remove artifacts from federal parks or state preserves.

“THE END OF THE LOOP”

December Finds of the Month

Member must be present to display finds

Most Unique

Scott Sandahl—Radio Orph. Annie badge

Best Gold Item

Gary Spain—gold chain

Best Natural Gold

Jim Gilmore

Best U.S. Coin

Harry Surtees—’41 Mercury dime

Best Foreign Coin

Gary Spain—old Cuban coin

Best Silver Item

Dan Petrozzi—silver chain w/fire opal

Best Overall

Gary Spain

Attendance Drawing

(none)

50/50 Draw

Lovetta Burns—\$53



January Birthdays

Dee Barr, Mick Benton, Chris Conn, Bonnell Forstner, Clay Graves, Michael Janov, Steve Molstad, Jessica Myers, Connie Smith, Dick Waters,

Please note: If your birthday isn't listed in your birth month, you probably didn't give us your information. This information is gleaned from the active membership roster. Contact Linda Bravo. to update.

OFFICERS

President..... **Don Duncan**
H 661-478-2409

Vice-Pres..... **Lovetta Burns**
E-mail - lburns57@att.net
H 661 256-1654 C 661 428-0797

Treasurer..... **Linda Bravo**
E-mail - lsb7203@yahoo.com

Secretary..... **Lorelei Paland**
661-273-3932

MEMBERS AT LARGE

Robert Weaver..... 661-948-8350
Connie Smith661-526-7494
Mike Snowden.....661-269-2937
Rick Wyatt.....661-943-1124
James Gilmore.....661-492-8707
Vicky Wyatt.....661-943-1124
Linda Reitz.....C 661-478-7938

COMMITTEE CHAIRPERSONS

Welcome.....Vivian Sexton
Raffles.....Connie Smith, Harry Surtees, Larry Blair
Club Photographer.....Anyone With Camera
Find of the Month.....Scott Sandahl
Claims.....Linda Bravo
Metal Detecting.....Scott Sandahl
Refreshments.....Volunteer for each meeting
Club Apparel..... Vacant
Club Public Web Page.....Rick Wyatt
Newsletter..... Connie Smith
(H)661 526-7494
(C) 818-414-6707
Membership..... Vivian Sexton
661 478-0174

Recycling..... ?



Remember, as with the recycling collection, the proceeds from the sale of apparel are put back in the club to fund prizes and food at the outing.

Outing Map—Santa Monica Pier



Antelope Valley Treasure Hunter's Society
P. O. Box 4718
Lancaster, California 93539



This Month's Club Outing
Santa Monica Pier

